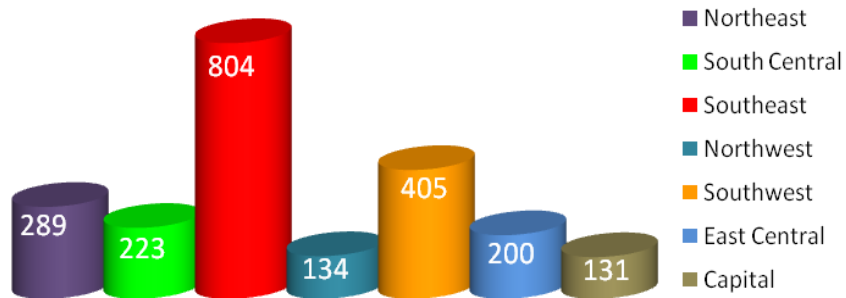
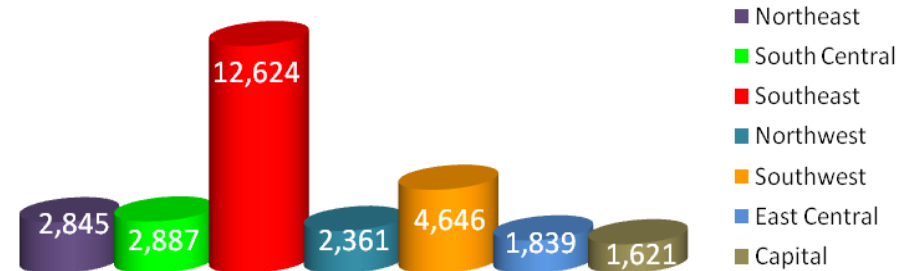


Wildfire Activity 5-Year Average

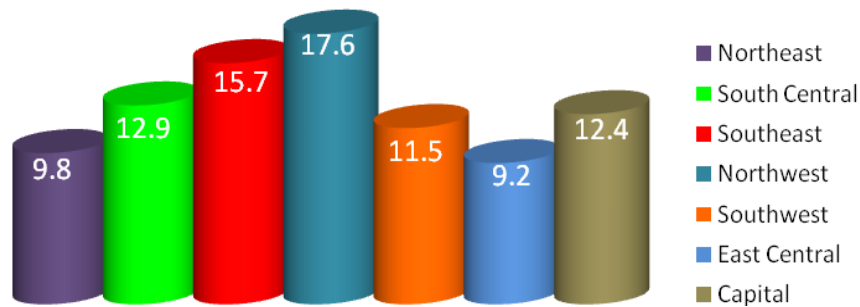
Number of Wildfires by District Fiscal Year 2009



Number of Acres Lost by District Fiscal Year 2009



Average Acres Lost by District Fiscal Year 2009



July 1, 2008 to June 30, 2009

Number of Wildfires = 2,186

Number of Acres Lost = 28,823

Average Wildfire Size = 13.17

Wildfire Activity 5-Year Average

<i>Number Of Wildfires By Month</i>													
<i>Fiscal Year</i>	<i>July</i>	<i>August</i>	<i>September</i>	<i>October</i>	<i>November</i>	<i>December</i>	<i>January</i>	<i>February</i>	<i>March</i>	<i>April</i>	<i>May</i>	<i>June</i>	<i>Total</i>
2009	173	47	15	63	181	76	224	509	559	133	27	179	2,186
2008	43	215	93	181	106	108	122	319	664	121	78	125	2,175
2007	374	235	260	222	88	174	64	593	1,218	245	236	242	3,951
2006	25	70	219	729	526	422	708	349	1,453	683	265	528	5,977
2005	17	83	176	125	25	140	290	184	574	163	168	47	1,992
5-Year Average	126	130	153	264	185	184	282	391	894	269	155	224	3,256

<i>Number Of Acres Burned By Month</i>													
<i>Fiscal Year</i>	<i>July</i>	<i>August</i>	<i>September</i>	<i>October</i>	<i>November</i>	<i>December</i>	<i>January</i>	<i>February</i>	<i>March</i>	<i>April</i>	<i>May</i>	<i>June</i>	<i>Total</i>
2009	2,063	520	70	368	2,217	950	2,587	7,085	9,947	1,326	196	1,494	28,823
2008	251	2,797	1,167	1,566	967	849	937	4,687	13,748	1,566	766	852	30,153
2007	4,416	3,345	3,801	2,152	1,587	2,266	946	13,151	24,593	3,571	2,528	2,757	65,113
2006	589	633	1,473	6,129	5,651	5,300	11,850	6,542	54,142	15,547	4,907	12,070	124,833
2005	77	391	1,319	1,072	68	1,521	4,616	3,396	14,135	1,754	1,628	201	30,178
5-Year Average	1,479	1,537	1,566	2,257	2,098	2,177	4,187	6,972	23,313	4,753	2,005	3,475	55,820

<i>Average Acres Burned By Month</i>													
<i>Fiscal Year</i>	<i>July</i>	<i>August</i>	<i>September</i>	<i>October</i>	<i>November</i>	<i>December</i>	<i>January</i>	<i>February</i>	<i>March</i>	<i>April</i>	<i>May</i>	<i>June</i>	<i>Total</i>
2009	11.9	11.1	4.7	5.8	12.2	12.5	11.5	13.9	17.8	10.0	7.3	8.3	13.2
2008	5.8	13.0	12.5	8.7	9.1	7.9	7.7	14.7	20.7	12.9	9.8	6.8	13.9
2007	11.8	14.2	14.6	9.7	18.0	13.0	14.8	22.2	20.2	14.6	10.7	11.4	16.5
2006	23.6	9.0	6.7	8.4	10.7	12.6	16.7	18.7	37.3	22.8	18.5	22.9	20.9
2005	4.5	4.7	7.5	8.6	2.7	10.9	15.9	18.5	24.6	10.8	9.7	4.3	15.1
5-Year Average	11.5	10.4	9.2	8.2	10.5	11.4	13.3	17.6	24.1	14.2	11.2	10.7	15.9